



Adaptive Employee Experience Guide!

Step-by-step guide for transitioning to the new isolved interface.

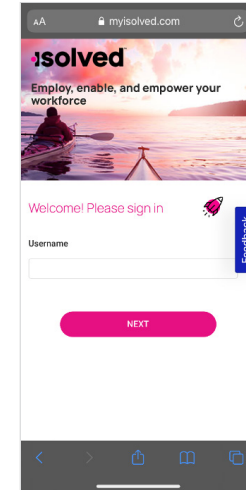
1 Step 1

With phone, please take an image of QR code* to open homepage.



2 Step 2

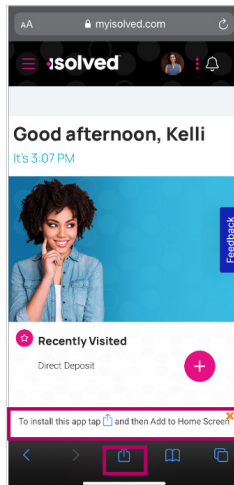
Log into the homepage with your Username and Password.



If QR Code does not work, please enter <https://completepayroll.myisolved.com/cloudservice/> into browser.

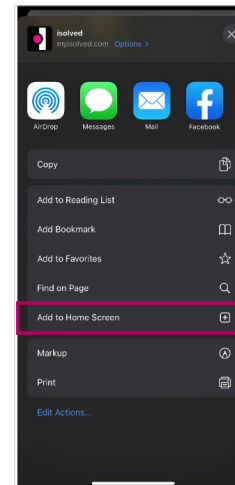
3 Step 3

Once logged in, you will be prompted at the bottom to install the app to your Home Screen. Tap the **share icon** in the middle.



4 Step 4

Select the "Add to Home Screen" link from the list of options.



5 Step 5

The isolved "app" will be added to your mobile home screen for simplified access.

